

NEW ISSUE REPORT

FONCAIXA PYMES 7, FT

ABS/SME Loans/Spain

Closing Date

26 November 2015

Table of Contents

DEFINITIVE RATINGS	1
ASSET SUMMARY (PROVISIONAL POOL AS OF 30 OCTOBER 2015)	1
ASSET SUMMARY (CONTINUED)	2
LIABILITIES, CREDIT ENHANCEMENT AND LIQUIDITY COUNTERPARTIES	2
MOODY'S VIEW	3
STRENGTHS AND CONCERNS	4
STRUCTURE, LEGAL ASPECTS AND ASSOCIATED RISKS	5
ORIGINATOR PROFILE, SERVICER PROFILE AND OPERATING RISKS	8
COLLATERAL DESCRIPTION	9
CREDIT ANALYSIS	10
BENCHMARK ANALYSIS	12
PARAMETER SENSITIVITIES	15
MONITORING	15
MOODY'S RELATED RESEARCH	16
APPENDIX 1: ORIGINATOR'S UNDERWRITING AND COLLECTION PRACTICES	17

Analyst Contacts

Gastón Wieder
 Assistant Vice President - Analyst
 +34.91.768.8247
 gaston.wieder@moodys.com

MOODY'S CLIENT SERVICES:
 London: +44.20.7772.5454
 clientservices.emea@moodys.com
 Monitoring: monitor.abs@moodys.com

ADDITIONAL CONTACTS:

Website: www.moodys.com

Definitive Ratings

Class	Rating	Amount (€ million)	% of Notes	Legal Final Maturity	Coupon	Subordination	Reserve Fund*	Total Credit Enhancement**
Serie A	A1(sf)	2,150.5	85%	Dec-48	3-month EURIBOR +1.25%	15%	4%	19%
Serie B	Caa1(sf)	379.5	15%	Dec-48	3-month EURIBOR +1.50%	0%	4%	4%
Total		2,530	100%					

The ratings address the expected loss posed to investors by the legal final maturity. In Moody's opinion the structure allows for timely payment of interest and ultimate payment of principal at par, on or before the rated final legal maturity date. Moody's ratings address only the credit risks associated with the transaction. Other non-credit risks have not been addressed, but may have a significant effect on yield to investors.

* As % of the rated notes.

** No benefit attributed to excess spread.

FONCAIXA PYMES 7 is a cash securitisation of a static portfolio comprising loans and drawn amounts under lines of credit extended to small and medium-sized enterprises (SMEs) The portfolio is a mix of secured and unsecured credit assets.

Around 35% of the portfolio volume has been acquired from a previously existing securitization transaction originated by Caixabank (FONCAIXA PYMES 5 FTA) which has been early redeemed.

Asset Summary (provisional pool as of 30 October 2015)

Sellers/Originators:	Caixabank (Baa2/P-2, stable outlook)
Servicer(s):	Caixabank (Baa2/P-2, stable outlook)
Receivables:	Loans and drawdowns under lines of credit to SMEs and self-employed individuals in Spain
Methodology Used:	Moody's Global Approach to Rating SME Balance Sheet Securitizations (SF418754)
Model Used:	CDOROM & ABSROM
Total Amount:	€2,655.4 million, out of which a final pool of €2,530 million was securitised at closing
Length of Revolving Period:	Static
Number of Assets:	60,281
Number of Borrowers:	53,272 (including groups)

! THIS REPORT WAS REPUBLISHED ON 20 JANUARY 2016 WITH AN AMENDMENT OF THE NAME OF THE TRANSACTION

Asset Summary (Continued)

Effective Number:	3,805 (including groups)
Weighted-Average (WA) Remaining Term:	4.6 years
WA Seasoning:	1.3 years
WA Life (WAL) in Years:	2.6 years*
WA Interest Rate:	3.46%
WA Current LTV :	40.4%** (assets secured by mortgages represent 4.5% of the pool volume)
Delinquency Status:	1.1% of the provisional portfolio was in arrears up to 30 days, while 0.2% was between 30 and 60 days in arrears

* Based on amortisation profile provided for provisional pool as of 30 October 2015; calculation assumes 0% CPR

** LTV calculation takes into account claims ranking senior or pari-passu on the property backing the securitised mortgages

Liabilities, Credit Enhancement and Liquidity

Excess Spread Range:	No guaranteed excess spread as transaction is unhedged. At closing the difference between WA interest on the pool and WA interest on the notes is approximately 2.2% p.a.
Credit Enhancement/Reserves:	Excess spread as described above 4% reserve fund Subordination of the notes
Form of Liquidity:	Cash reserve and principal to pay interest
Number of Interest Payments Covered by Liquidity:	At closing the cash reserve covers almost one year of interest on Serie A notes, plus senior fees, assuming a three-month EURIBOR of 4% and 0.5% of stressed senior fees.
Percentage of Reserve Fund Dedicated to Liquidity:	Cash reserve does not have a liquidity ledger.
Interest Payments:	Quarterly in arrears on each payment date
Principal Payments:	Pass-through on each payment date
Payment Dates:	Each 18 March, June, September and December First payment date: 18 March 2016
Hedging Arrangements:	None

Counterparties

Issuer:	FONCAIXA PYMES 7, FT
Sellers/Originators:	Caixabank (Baa2/P-2, stable outlook)
Servicer:	Caixabank (Baa2/P-2, stable outlook)
Back-up Servicer:	None
Back-up Servicer Facilitator:	None
Cash Manager:	GestiCaixa S.G.F.T; S.A
Back-up Cash Manager:	None
Interest Rate Swap Counterparty:	N/A
F/X Swap Counterparty:	N/A
Basis Counterparty:	N/A
Issuer Account Bank:	Caixabank (Baa2/P-2, stable outlook)
Collection Account Bank:	Caixabank (Baa2/P-2, stable outlook)
Paying Agent:	Caixabank (Baa2/P-2, stable outlook)
Note Trustee (Management Company):	GestiCaixa S.G.F.T; S.A (NR)
Issuer Administrator:	GestiCaixa S.G.F.T; S.A (NR)
Arranger:	GestiCaixa S.G.F.T; S.A (NR)
Lead Managers:	Caixabank (Baa2/P-2, stable outlook)
Other Parties:	Cuatrecasas

This publication does not announce a credit rating action. For any credit ratings referenced in this publication, please see the ratings tab on the issuer/entity page on www.moodys.com for the most updated credit rating action information and rating history.

Moody's View

Outlook for the Sector:	Stable
Unique Feature:	Asset type and structure previously seen in the market.
Degree of Linkage to Originator:	Caixabank will act as servicer, issuer account bank and paying agent.
Originator's Securitisation History:	
Number of Precedent Transactions in Sector:	16 SME transactions as single originator, as well as strong experience in securitisation of other assets.
Percentage of Book Securitised:	N/A
Behaviour of Precedent Transactions:	The performance of previous SME deals originated by Caixabank is better than the market average.
Key Differences between Subject and Precedent Transactions:	N/A
Portfolio Relative Performance:	
Default Rate Assumed/Ranking:	7.4% . Comparison can be found in Benchmark Analysis section.
Coefficient of Variation Assumed on Default Rate/Ranking:	54.7%. Comparison can be found in Benchmark Analysis section.
Recovery Rate Assumed/Ranking:	35%. Comparison can be found in Benchmark Analysis section.
Delinquencies Observed in Portfolio:	Lower than peer group.
Parameter Sensitivity:	
Chart Interpretation:	Table 1: At the time the rating was assigned, the model output indicated that Serie A would have achieved a Baa1 if the cumulative mean default probability (DP) had been as high as 9.4% or the recovery rate as low as 25% (all other factors being constant). Table 2: At the time of the rating assignment, the model output indicated that Serie A would have achieved Aa3 if the LCC ceiling was Aaa, Caixabank's rating was Aa2 and all other factors were unchanged.
Factors Which Could Lead to a Downgrade:	Factors or circumstances that could lead to a downgrade of the ratings would be (1) worse-than-expected performance of the underlying collateral; (2) an increase in counterparty risk, such as a downgrade of the rating of Caixabank.

TABLE 1

		Recovery Rate		
		35%	30%	25%
	Portfolio WA PD Assumption			
Serie A	7.4%	A1(sf)*	A2(sf) (-1)	A2(sf) (-1)
	8.4%	A2(sf) (-1)	A3(sf) (-2)	A3(sf) (-2)
	9.4%	A3(sf) (-2)	A3(sf) (-2)	Baa1(sf) (-3)
Serie B	7.4%	Caa1(sf)*	Caa1(sf) (0)	Caa1(sf) (0)
	8.4%	Caa1(sf) (0)	Caa2(sf) (-1)	Caa2(sf) (-1)
	9.4%	Caa2(sf) (-1)	Caa2(sf) (-1)	Caa2(sf) (-1)

TABLE 2

		Caixabank's rating		
		Aa2 (+6)	A2 (+3)	Baa2
	LCC			
Serie A	Aa2	Aa3(sf) (+1)	Aa3(sf) (+1)	A1(sf)*
	Aa1	Aa3(sf) (+1)	Aa3(sf) (+1)	A1(sf) (0)
	Aaa	Aa3(sf) (+1)	Aa3(sf) (+1)	A1(sf) (0)
Serie B	Aa2	Caa1(sf) (0)	Caa1(sf) (0)	Caa1(sf)*
	Aa1	Caa1(sf) (0)	Caa1(sf) (0)	Caa1(sf) (0)
	Aaa	Caa1(sf) (0)	Caa1(sf) (0)	Caa1(sf) (0)

Results under base case assumptions indicated by asterisk ' * '.

Change in model-indicated output (# of notches) is noted in parentheses.

Results are model-indicated outputs, which are one of the many inputs considered by rating committees, which take quantitative and qualitative factors into account in determining actual ratings. The analysis assumes that the deal has not aged. The model does not intend to measure how the rating of the security might migrate over time, but rather, how the initial rating of the security might have differed if key rating input parameters were varied.

Strengths and Concerns

Strengths:

- » **Performance of Previous Caixabank Deals:** Previous SME deals originated by Caixabank show a strong performance, with a portfolio delinquency level (loans between 90-360 days in arrears over current outstanding balance) of 4.3% as of June 2015.
- » **No Refinanced or Restructured Loans:** The securitised portfolio excludes refinanced and restructured loans, which have a higher probability of default.
- » **Low Exposure to Real Estate:** According to industry information provided by Caixabank, 11.6% of the portfolio is exposed to the Construction and Building sector in terms of Moody's industry classification (includes 2.9% loans to real estate developers), which is low by Spanish market standards. These exposures have been addressed by Moody's quantitative analysis as further explained in Credit Analysis.
- » **Diversified Pool:** Compared with other transactions from this originator, the debtors are located all over Spain. The largest geographical exposures are Catalonia and the region of Valencia, with a weight of 30.6% and 11.8%, respectively. In terms of industry concentration (according to Moody's industry classification), the two top sectors in the pool are Beverage, Food & Tobacco and Construction and Building, which represent each 23.7% and 11.6% in volume terms, respectively.

Concerns and Mitigants:

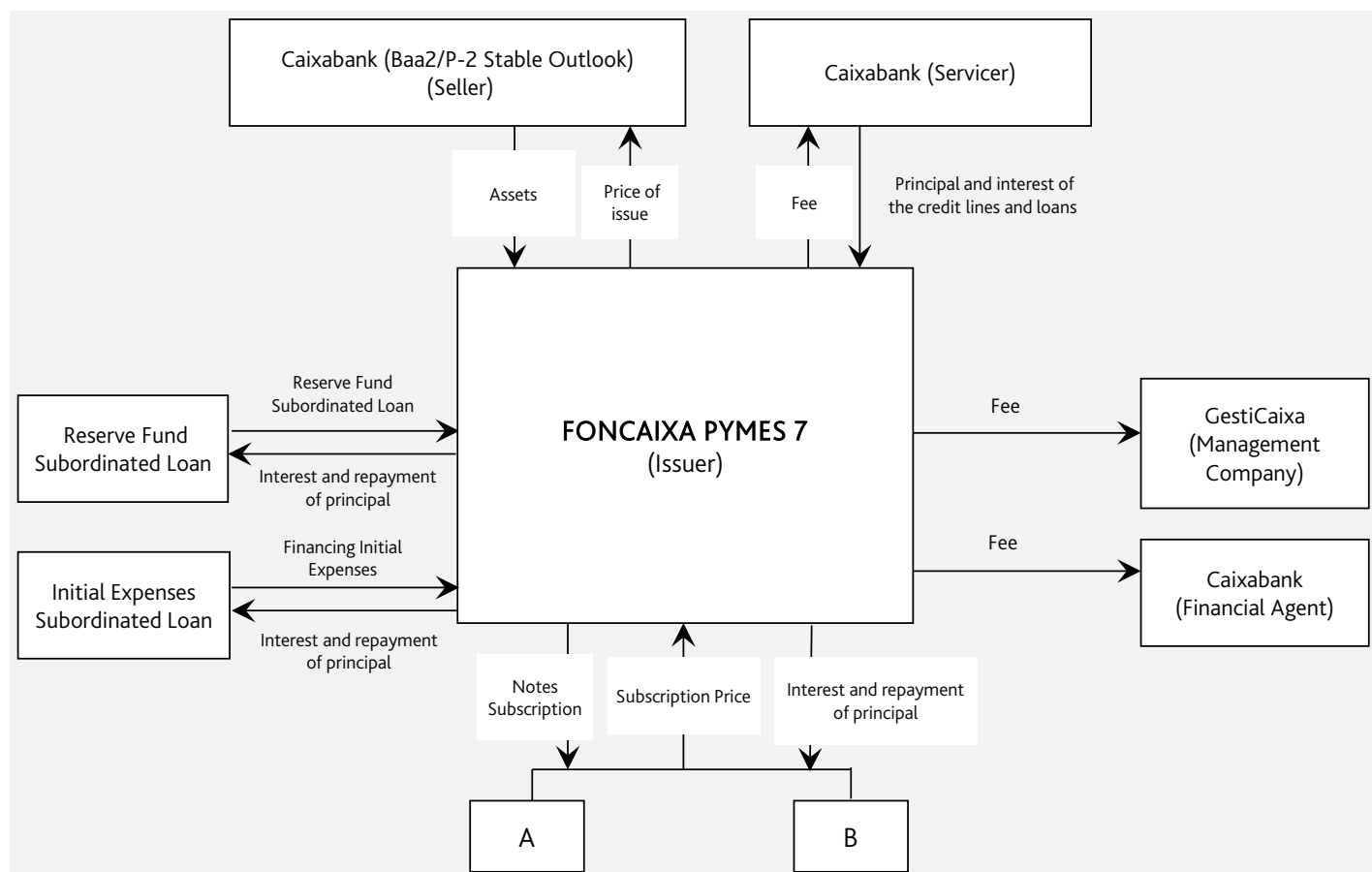
Moody's committees particularly focused on the following factors, listed in order of those most likely to affect the ratings:

- » **Holiday Payments and Principal Grace Periods:** The portfolio has an exposure of 10.5% in volume terms to contracts currently under a principal grace period. As described in the section Credit Analysis, the probability of default assumptions were adjusted for loans with these features. Additionally, a very small portion of the pool balance (less than 0.1%) is exposed to products where obligors may request payment holidays or interest and principal grace periods in the future. However, granting this flexibility is subject certain conditions, and to final approval from Caixabank.
- » **Bullet Maturities:** The portfolio volume comprises around 4.2% of bullet amortising contracts. As described in the section Credit Analysis, the probability of default assumptions were adjusted for loans with these features.
- » **Interest rate risk:** At closing, 74% of the pool balance consist of floating rate loans and 26% fixed rate loans, whereas the notes are floating liabilities. The structure is exposed to interest rate and basis risk as these are not hedged. This feature has been taken into account in our analysis as described in the section "Structure, Legal Aspects and Associated Risks".
- » **Commingling Risk:** In the event of insolvency of Caixabank, and until notification is delivered to the relevant debtors to redirect their payments, collections on the underlying assets may be commingled with other funds belonging to Caixabank. The structure does not contemplate any commingling reserve. To reflect this risk, Moody's has assumed in its modelling that a portion of the asset collections may be lost.

Structure, Legal Aspects and Associated Risks

EXHIBIT 1

Structure Chart



Allocation of Payments/Waterfall: On each quarterly payment date, the Issuer's available funds (i.e., amounts received from the portfolio, the reserve fund, and interest earned on the treasury account) will be applied in the following simplified order of priority:

1. Taxes and issuer's expenses, including the gestora and paying agent fees.
2. Payment of interest on Serie A notes
3. Redemption of Serie A notes
4. Replenishment of the Reserve Fund to its required level (while Serie A notes are still outstanding)
5. Payment of interest on Serie B notes
6. Redemption of Serie B notes
7. Replenishment of the Reserve Fund to its required level (once Serie A notes have been completely redeemed)
8. Payment of interest on Subordinated Loan that funded the Funds' initial expenses
9. Redemption of the Subordinated Loan that funded the Funds' initial expenses
10. Payment of interest on Subordinated Loan that funded the Reserve Fund
11. Redemption of the Subordinated Loan that funded the Reserve Fund
12. Other junior amounts

The notes will amortise sequentially.

Allocation of Payments/PDL Mechanism: The transaction's structure benefits from an "artificial write-off" mechanism. This mechanism is implicit in the definition of principal due under the notes, which is calculated as the difference between: (i) the outstanding amount of series A and B notes; and (ii) the outstanding amount of the non-written-off loans in the portfolio. As such, this mechanism allows the structure to capture excess spread (when available) to redeem notes in an amount equal to the "written-off" loans. "Written-off loans" are defined as those loans with any amount due but unpaid for more than 12 months, or those amounts in arrears that the originator considers unlikely to be collected. It is important to highlight that this is standard in

the Spanish securitisation market, where the mechanism is usually defined as 12 to 18 months, as seen for other SME transactions.

The "artificial write-off" speeds up the amortisation of defaulted loans. Thus, the amount of notes collateralised by defaulted loans is minimised, and so is, consequently, the negative carry. However, the most significant benefit for the transaction is that the amount of spread trapped in the structure is larger (the excess spread between the "artificial write-off" time and the "natural write-off" time would otherwise be lost). Therefore, the transaction makes better use of the spread, allowing for lower levels of other forms of credit enhancement.

Performance Triggers:

Trigger	Conditions	Consequence
Termination of Reserve Fund Amortisation	The arrears level exceeds 1.5%. The reserve fund is not funded at its required level on the previous payment date. Less than two years have elapsed since closing.	The target amount of the reserve fund will not be reduced on any payment date on which these occur.

Reserve Fund: The reserve fund has been funded up front with a subordinated loan granted by the originator for an amount equal to 4% of the notes. It provides both credit and liquidity protection to the notes.

After the first two years of the transaction, the reserve fund may amortise over the remaining life of the transaction so that it amounts to the higher of:

- » 8% of the outstanding balance of the Series A and B notes
- » 2% of the initial balance of the Series A and B notes

It will be used on an ongoing basis to cover potential shortfalls on interest or principal on Serie A notes, for as long as these are outstanding. Only after Serie A notes have been fully redeemed, the reserve fund will be available to cover any interest or principal shortfalls on Serie B notes.

Assets:

Asset transfer:

True Sale: According to the legal opinion received, the sale of credit rights has been carried out in compliance with Spanish securitisation law.

Bankruptcy Remoteness: Under Spanish securitisation law, a Spanish SPV (FT) is not subject to the Spanish Insolvency Act. Only the management company, acting in the best interest of the noteholders, can decide to liquidate the Issuer.

Claw-back Risk Upon Default of the Originator: Claw-back risk is limited to those activities performed during a period of two years prior to the declaration of the bankruptcy state, even in the absence of fraud. However, in no case the activities performed under the regular activity of the originator may be cancelled as the transfer of credit rights forms part of the normal activity of Caixabank.

Interest Rate Mismatch: 26% of the portfolio corresponds to fixed-rate loans and the remaining 74% to floating-rate loans (mostly linked to 6-month and 12-month EURIBOR), whereas the notes will be floating liabilities (three-month EURIBOR). As a result, the Issuer will be subject to base rate mismatch risk on the floating portion of the portfolio (i.e., the risk that the reference rate used to compute the interest amount payable on the notes will differ from the interest rate payable on the underlying SME loans) and fixed-floating risk (i.e., the risk that the reference rate of the notes will differ from the interest rates payable on the fixed-rate portion of the portfolio).

Our analysis of the base rate mismatch takes into account the potential interest rate exposure and is based on the observed historical volatility between the interest rate payable on the notes and the respective interest rates payable by the assets. The resulting adjustment reduces the gross margin on the loans to a range of 50bps.

The fixed-floating risk is quantified by making stressed assumptions on the evolution of the three-month EURIBOR over a period equivalent to the weighted-average remaining term of the fixed-rate sub-pool.

In addition we stress the yield vector of the portfolio taking into account the margin compression due to prepayments and renegotiations.

Cash Commingling: Caixabank collects all of the payments under the loans in its portfolio under a direct debit scheme into its account and transfers them daily to a treasury account held in the name of the Issuer. As a result, in the event of insolvency of Caixabank, and until notification is delivered to the relevant debtors to redirect their payments, Caixabank will continue to collect payments by the underlying debtors, which may be commingled with other funds belonging to Caixabank.

The transaction does not contemplate setting up any commingling reserve to compensate for collections potentially lost should Caixabank default.

Mitigant: Payments are transferred daily to the treasury account in the name of the Issuer held by Caixabank.

- » Caixabank may notify the debtors of the transfer of the loans in order to perfect the sale. The management company also has the ability to carry out the notification.
- » If Caixabank's deposit rating is downgraded below Baa3 it will find a suitably rated guarantor or substitute GIC provider.

We have assumed in its cash flow modelling that part of the payments collected may be lost due to this risk.

Set-off: 100% of obligors have accounts with the seller.

Mitigant: Set-off is very limited because only unpaid instalments prior to the declaration of insolvency might be offset against the deposits held by the debtors (considered as fully due and payable prior to the insolvency).

Originator Profile, Servicer Profile and Operating Risks

Date of Operations Review: 16 July 2015

Originator Background:

Rating: Caixabank (Baa2/P-2, stable outlook)

Financial Institution Group Outlook for Sector: Positive

Ownership Structure: N/A

Asset Size: N/A

% of Total Book Securitised: N/A

Transaction as % of Total Book: N/A

% of Transaction Retained: 100%

Servicer & Back-Up Servicer Background:

Servicer and its Rating: Caixabank (Baa2/P-2, stable outlook)

Total Number of Receivables Serviced: N/A

Number of Staff: 32,372 (5,253 branches) as of September 2015

Servicer Assessment:

Strength of Back-up Servicer Arrangement: N/A

Back-up Servicer and its Rating: N/A

Ownership Structure: N/A

Regulated By: N/A

Total Number of Receivables Serviced: N/A

Number of Staff: N/A

Originator Related Triggers

Key Servicer Termination Events: Insolvency; intervention by the Bank of Spain; breach of service's obligation resulting in being substituted as servicer; or at the request of the management company (acting in the best interest of the noteholders)

Downgrade of Original Servicer's Rating to Certain Level: N/A

Appointment of Back-up Servicer Upon: N/A

Key Cash Manager Termination Events: Insolvency

Notification of Obligors of True Sale: Insolvency; intervention by the Bank of Spain; breach of service's obligation resulting in being substituted as servicer; or at the request of the management company (acting in the best interest of the noteholders).

Conversion to Daily Sweep: None (sweep is done daily).

Notification of Redirection of Payments to SPV's Account: Insolvency; intervention by the Bank of Spain; breach of service's obligation resulting in being substituted as servicer; or at the request of the management company (acting in the best interest of the noteholders).

Accumulation of Set Off Reserve: N/A

Receivable Administration:

Method of Payment: 100% by direct debit

% of Obligors with Account at Originator: 100%

Distribution of Payment Dates: N/A

Cash Manager:

Cash Manager and Its Rating: Gesticaixa S.G.F.T; S.A (N.R)

Main Responsibilities:

- » Keeping the fund's accounts separate from those of the management company.
- » Complying with its formal, documentary and reporting duties to the Comisión Nacional del Mercado de Valores, the rating agencies and any other supervisory body.
- » Appointing and, if necessary, replacing and dismissing the auditor who is to review and audit the Fund's annual accounts.
- » Complying with the calculation duties provided for and taking the actions laid down in the Deed of Constitution and in the Prospectus.
- » Checking that the mortgage credit income amount actually received by the Fund matches the amounts that must be received by the Fund, on the terms of issue of the pass-through certificates and on the terms of the relevant mortgage credits.
- » Calculating and determining on each determination date the principal to be amortised and repaid on each bond series on the relevant payment date.
- » Verifying that the amounts credited to the treasury account return the yield set in the agreement.
- » Instructing transfers of funds between the various borrowing and lending accounts, and issuing all relevant payment instructions, including those allocated to servicing the bonds.
- » Calculating the available funds, the available funds for amortisation of the notes, the liquidation available funds and the payment or withholding obligations to be complied with, and applying the same in the priority of payments or, as the case may be, in the liquidation priority of payments.
- » The management company may extend or amend the agreements entered into on behalf of the Fund, and substitute, as necessary, each of the Fund service providers on the terms provided for in each agreement.

Calculation Timeline: Determination Date: 3 business days before the payment date.

Back-up Cash Manager and Its Rating: None

Main Responsibilities of Back-up Cash Manager: N/A

Collateral Description

EXHIBIT 2

Portfolio Breakdown by Year of Origination

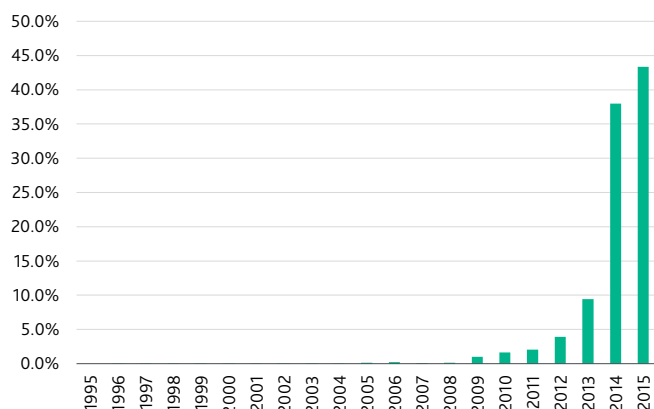


EXHIBIT 3

Portfolio Breakdown by Year of Maturity

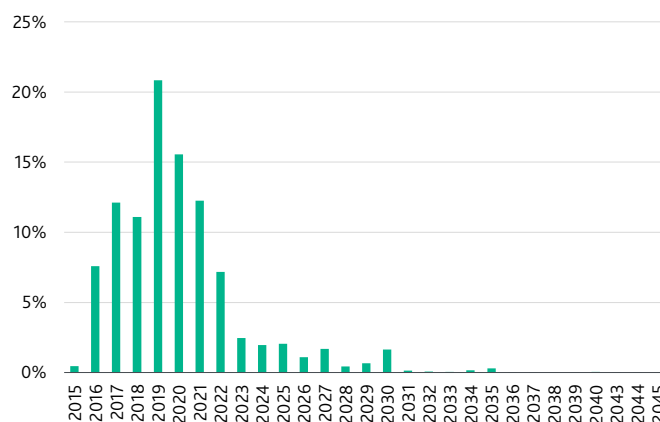


EXHIBIT 4

Portfolio Breakdown by Industry Sector

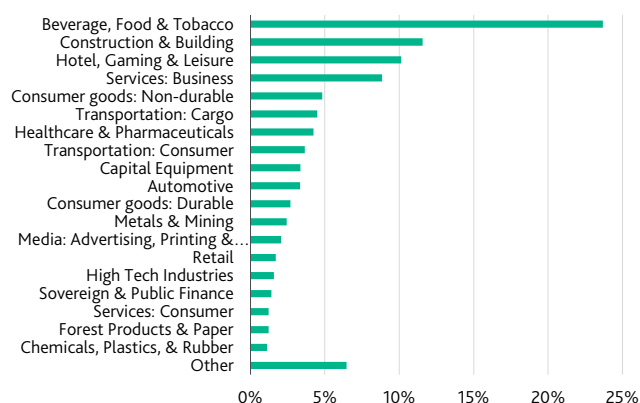
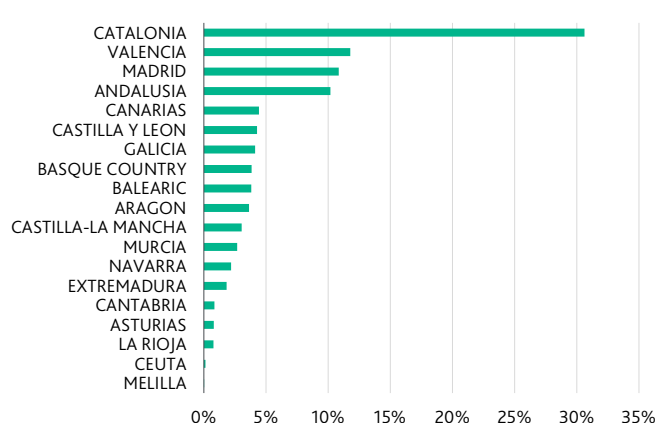


EXHIBIT 5

Portfolio Breakdown by Region



Additional Information on Borrowers:

Top Debtor Concentration:	0.4%
Top 5 Debtors:	1.5%
Top 10 Debtors:	2.5%
Top 20 Debtors:	4.1%
Industry Concentration:	
Beverage, Food & Tobacco	23.7%
Construction & Building (incl. RED)	11.6%
Hotel, Gaming & Leisure	10.1%
Geographic Concentration:	
Catalonia	30.6%
Region of Valencia	11.8%
Region of Madrid	10.8%

Additional Information on Portfolio:

Number of Contracts:	60,281
Type of Contracts:	3% credit lines and 97% standard loans
Contract Amortisation Style:	
French:	54.3%
Constant amortisation:	41.4%
Bullet:	4.2%
% Large Corporates:	0.00%
% Bullet Loans:	4.2%
% Real Estate Developers:	2.9%
WA Interest Rate:	3.46%
Guarantees:	4.5% of the portfolio volume secured by mortgages

Audits: Performed by Deloitte, SL. in compliance with the Spanish regulatory framework.

Lines of Credit: 3% of the portfolio comprises drawdown amounts under a product structured as a line of credit, most of these unsecured (*Crédito no Hipotecario*) while a minor portion is secured by mortgages (*Crédito Hipotecario*).

This product gives the borrower the opportunity to obtain additional financing easily as well as payback flexibility.

Borrowers are allowed to withdraw for an amount equal to the already amortised amount, or up to an established credit limit. The credit lines are typically used for the purpose of acquiring assets and working capital.

Main features:

1. The subsequent redraws rank *pari-passu* with the first draw in case of execution.
2. Each client will receive just one monthly statement, although each different redraw will be stated separately.
3. The first redraw cannot exceed an 70% LTV limit in order to acquire houses. To acquire commercial properties the limit is typically set up at 60% and to acquire other types of assets the limit is 50%. Additional redraws are typically capped at 60% LTV levels for acquiring houses and 50% for the rest of assets.
4. Caixabank may impose clauses that allow the bank to deny subsequent redraws when they are not feasible (based on the borrower's payment history, etc.).
5. For lines of credit secured on mortgages, the limit for subsequent redraws is reduced progressively during the last four years of the life of the contract. For unsecured lines of credit there is an established date beyond which it is not possible to make subsequent redraws.
6. Lines of credit might have the option of enjoying principal grace periods, either at the beginning or during the life of the credit line. Each borrower has the option to request it for a maximum of 36 months.
7. Additionally, some lines of credit (only those secured on mortgages) might have the option of enjoying interest and principal grace periods (holiday payment). In this case, the borrower could request, for a maximum of 12 months, holiday payments during which neither principal nor interest is paid. Unpaid interest is capitalised at the end of the grace period. A commission is charged to the client when this is requested.

Only 0.1% of the pool volume is exposed to lines of credit (which are not currently enjoying a grace period) where customers could request future holiday payments or future principal grace periods.

Eligibility Criteria:

Some of the key eligibility criteria include the following:

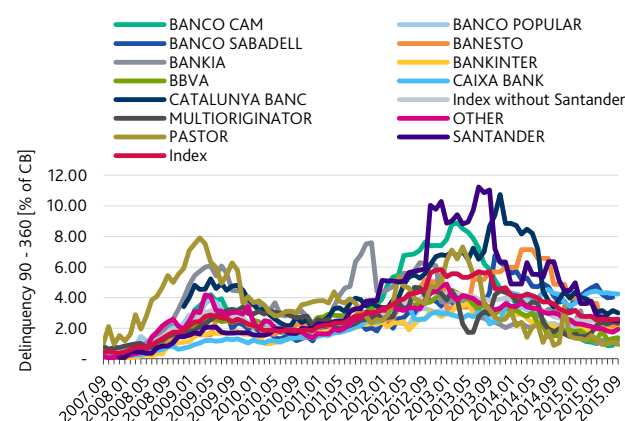
- » All the loans/lines of credits have been originated either by Caixabank or, in the case of transactions prior to the date when Caixabank was created, these were originated by La Caixa.
- » All the loans/lines of credits have been either formalised under public deed or through a private contract. In the case of private contracts Caixabank keeps the respective documents (promissory note or IOU) and undertakes to take any recovery action on behalf of the Issuer or deliver these documents to the gestora, should it request so.

- » All the loans are euro-denominated and are payable only in euros.
- » All obligors are SMEs (including self employed) as defined under EU recommendation 2003/361
- » All the mortgaged properties are fully developed and located in Spain, and have been appraised through appraisal firms duly registered with Bank of Spain.
- » The pool will not include leasing contracts, syndicated loans and refinanced or restructured loans/lines of credits.
- » The principal of all securitised loans and draws/redraws under lines of credits has been 100% disbursed (notwithstanding there can be other separate drawdowns not included in the portfolio).

Credit Analysis

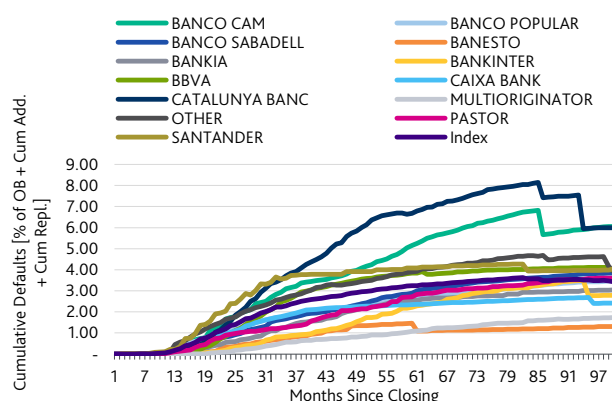
Precedent Transactions' Performance: The performance of previous transactions originated by Caixabank has been better than the average observed in the Spanish market, both in terms of delinquencies and cumulative defaults, compared with other Spanish originators in the SME segment. However, the latest data representing Caixabank's transactions shows levels higher than the general index given the bank's decision to reclassify refinanced loans as delinquent loans regardless of their performance status. The reclassification reflects reporting requirements that Bank of Spain introduced in 2013 with regards to refinanced loans.

EXHIBIT 6

Spanish SME 90-360 Days Delinquency – trend by originator

Source: Moody's Investors Service, Moody's Performance Data Service, periodic investor/servicer reports

EXHIBIT 7

Spanish SME Cumulative Defaults – seasoning by originator

Source: Moody's Investors Service, Moody's Performance Data Service, periodic investor/servicer reports

Default Definition: The definition of a defaulted asset in this transaction is one which is more than 12 months in arrears.

Assumptions: Note that other values may also result in the same ratings being achieved.

Assumptions

CPR:	5%
Distribution:	Inverse Normal
Default Rate:	7.4%
Stdev/mean:	54.7%
Timing of Default:	Flat over WAL of 2.6 years in the analysed pool
Recoveries:	Mean 35% (stochastic recoveries)
Recovery Lag:	50% (in 2nd year after default) and 50% (in 3rd year)
Correlation Default/Recoveries:	10%
Amortisation Profile:	Actual pool amortization
Fees:	0.25%
Fees Floor:	€100,000
EURIBOR (three-month):	4%
PDL definition:	12 months
Write-off:	12 months

Derivation of Default Rate Assumption: We analysed historical performance data as well as other sources of information (for instance, macroeconomic data, internal ratings data of Caixabank) to determine the default assumption.

We have complemented the historical data analysis with a top-down approach, as detailed below. We split the portfolio into three sub-pools based on the economic sector in which the debtor was active: (i) construction and building; (ii) Real Estate Developer; and (iii) all other industries. Our rating proxies assumed are shown in the table below.

Borrower's Main Sector Of Activity	Rating Proxy
Construction & Building	B1
Other Industries	Ba2/Ba3

The above assumptions include some adjustments that take into account the current macro-economic environment (generally in the range of one-two notches), as well as the originator's underwriting ability.

We further adjusted the assumptions to account for the size of the companies (one notch down for micro and small enterprises). Finally, we also adjusted the PD assumptions according to the loan characteristics. For bullet loans the PD was increased considering an additional one year exposure to default at the time of refinancing. For loans with current or potential principal grace period or potential holiday payment, an additional 10% PD stress was applied.

Timing of Defaults: We tested several timing of default curves to assess the robustness of the ratings. In the base-case scenario, the timing of defaults curve assumed is flat over 2.6 years.

Derivation of Recovery Rate Assumption: Assumptions for recoveries were made on the basis of (i) historical recovery information provided by Caixabank; (ii) statistical information on the Spanish SME market; (iii) feedback from our corporate team; and (iv) other quantitative and pool derived aspects. Regarding the last point, we estimated the recovery rate on the secured portion of the portfolio based on the property valuation data, applying conservative haircuts to take into account property price deflation and associated costs to the recovery process. We have taken into consideration the proportion of loans backed by mortgages (4.5% of the total volume). Caixabank provided data on claims ranking senior or pari-passu on the properties backing the securitised mortgages, thus we were able to give credit to second lien mortgages and to assess the effect on LTVs of further drawdowns on lines of credit.

Modelling Approach: Given the number of assets and the size of the exposures in the portfolio (see section entitled "Collateral Description"), Moody's derived the default distribution curve by using the inverse normal density law. To determine such distribution, two main input parameters needed to be assessed: (i) the mean default probability of the portfolio, and (ii) the standard deviation of the default distribution (estimated using CDOROM).

Moody's tested the credit enhancement levels by using its ABSROM cash flow model, which has been adjusted to take into account a number of structural features.

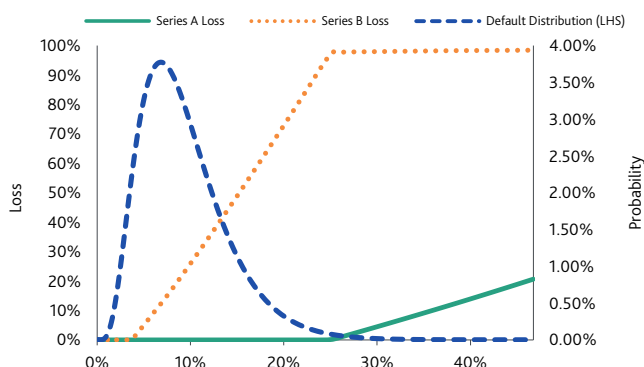
Moody's considered how the cash flow generated by the collateral was allocated to the parties within the transaction, and the extent to which various structural feature of the

transaction might provide additional protection to investors, or act as a source of risk. In addition, Moody's analysed the strength of triggers to reduce the exposure of the portfolio to originator or servicer bankruptcy.

To determine the rating assigned to each series of notes, Moody's used an expected loss methodology that reflected the probability of default for each series of notes. With this purpose, and in order to allocate losses to the notes in accordance with their priority of payments and relatively size, Moody's built a cash flow model that reproduces many deal-specific characteristics (the main input parameter of the model is described in the table above). By weighting each default scenario's severity result on the notes with its probability of occurrence, Moody's calculated the expected loss average for each series of the notes as well as the expected average life. Moody's then compared the quantitative values to the Moody's idealised expected loss table to determine the ratings assigned to each series of the notes.

EXHIBIT 8

Defaults Distribution and Loss Sensitivity



The green line in Chart 8 represents each default scenario on the default distribution curve for the loss suffered by Serie A notes (in our modelling). For pool default rates up to 24.2%, the line corresponding to Serie A losses is flat at zero, hence the notes are not suffering any loss. The first pool default rate under which Serie A notes suffer a loss is 25.2%. The steepness of the curve then indicates the speed of the increase of losses suffered by the notes.

The rating of the notes has therefore been based on an analysis of:

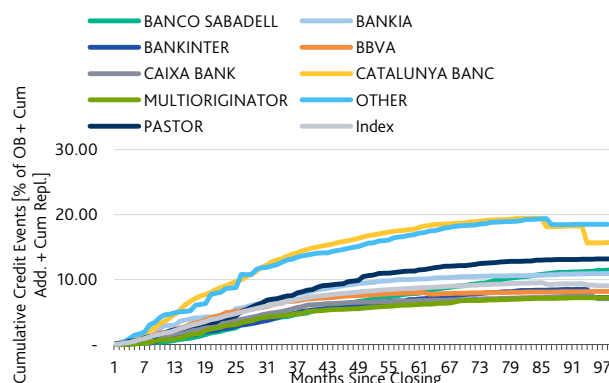
- » The characteristics of the securitised pool
- » The macroeconomic environment
- » Sector-wide and originator specific performance data
- » Protection provided by credit enhancement and liquidity support against defaults and arrears in the pool
- » The legal and structural integrity of the transaction

Benchmark Analysis

Performance Relative to Sector: Exhibit 9 shows the outstanding proportion of cumulative delinquencies in our rated Spanish SME transactions grouped by originator. Please note that performance shown is affected by several factors, such as the age of the transaction, the pool specifics characteristics, the presence of a revolving period, etc.

EXHIBIT 9

Spanish SME 90+ Cumulative delinquencies (by Originator)



Source: Moody's Investors Service, periodic investor reports

Benchmark Table

Deal Name	FONCAIXA PYMES 7, FT	FONCAIXA PYMES 6, FT	FONCAIXA PYMES 5, FTA	FONCAIXA PYMES 4, FTA	Foncaixa Autonomos 1, FTA
Country	Spain	Spain	Spain	Spain	Spain
Closing Date	November 2015	October 2015	November 2014	November 2013	July 2011
Currency of Rated Issuance	Euro	Euro	Euro	Euro	Euro
Rated Notes Volume (excluding NR and Equity)	2,530,000,000	1,120,000,000	1,830,000,000	645,000,000	1,130,000,000
Originator	Caixabank	Caixabank	Caixabank	Caixabank	Caixabank*
Long-Term Rating1	Baa2 (Stable outlook)	Baa2 (Stable outlook)	Baa3 (Stable outlook)	Baa3 (Negative outlook)	Aa2 (Negative outlook)
Short-Term Rating1	P-2	P-2	P-3	P-3	P-1
Servicer1	Caixabank	Caixabank	Caixabank	Caixabank	Caixabank
Long-Term Rating1	Baa2 (Stable outlook)	Baa2 (Stable outlook)	Baa3 (Stable outlook)	Baa3 (Negative outlook)	Aa2 (Negative outlook)
Short-Term Rating1	P-2	P-2	P-3	P-3	P-1
Contract Information (as % Total Pool)					
(Fully) Amortising Contracts %	95.8%	98.5%	90.1%	85.4%	99.05%
Bullet / Balloon Contracts %	4.2%	1.5%	9.9%	14.6%	0.95%
Method of Payment - Direct Debit (minimum payment)	100.00%	100.00%	100.00%	100.00%	100.00%
Floating-Rate Contracts %	74%	81.1%	74.3%	80.3%	90.23%
Fixed-Rate Contracts %	26%	18.9%	25.7%	19.7%	9.77%
WA Initial Yield (Total Pool)	3.46%	2.67%	4.51%	3.6%	3.44%
WAL of Total Pool (in years)	2.6	4.8	2.3	4.2	8.25
WA Seasoning (in years)	1.3	6.0	1.3	2.9	3.33
WA Remaining Term (in years)	4.6	8.4	4.0	7.1	13.70
Portfolio Share in Arrears > 30 days %	0.2%	0.7%			
No. of Contracts	60,281	32,613	47,512	11,423	31,322
Obligor Information (as % Total Pool)					
No. of Obligors	53,272 (incl. groups)	28,734 (incl. groups)	43,740 (incl. groups)	10,625 (incl. groups)	24,372
Name: 1st Largest Industry	Beverage, Food & Tobacco	Beverage, Food & Tobacco	Beverage, Food & Tobacco	Beverage, Food & Tobacco	Beverage, Food & Tobacco
2nd Largest Industry	Construction & Building	Construction & Building	Construction & Building	Hotel, Gaming & Leisure	Hotel, Gaming & Leisure
3rd Largest Industry	Hotel, Gaming & Leisure	Services: Business	Hotel, Gaming & Leisure	Construction & Building	Healthcare & Pharmaceuticals
Size %: 1st Largest Industry	23.7%	15.8%	22.5%	21.7%	21.77%
2nd Largest Industry	11.6%	15.6%	12.1%	16.7%	16.04%
3rd Largest Industry	10.1%	13.8%	11.4%	16.4%	9.68%
Effective Number (Obligor Group Level)	3,805	1,425	2,892	347	4,474
Single Obligor (Group) Concentration %	0.4%	1.5%	0.8%	2.8%	0.53%
Top 10 Obligor (Group) Concentration %	2.5%	5.6%	3.6%	13.1%	3.23%
Small Companies (including self employed)%	45.9%	69.3%	42.4%	40.5%	100.00%
Medium %	54.1%	30.7%	57.6%	59.5%	0.00%
Corporate %	0.00%	0.00%	0.00%	0.00%	0.00%
Collateral Information (as % Total Pool)					
WA RE Collateralisation Level	4.5%	44.6%	4.9%	33.6%	70.25%
Geographical Stratification (as % Total Pool)					
Name: 1st largest region	Catalonia	Catalonia	Catalonia	Catalonia	Madrid
2nd largest region	Valencia	Madrid	Madrid	Madrid	Catalonia
Size %:1st largest region	30.6%	27.5%	31.7%	32.0%	15.97%
2nd largest region	11.8%	14.3%	11.7%	13.8%	15.22%

Deal Name	FONCAIXA PYMES 7, FT	FONCAIXA PYMES 6, FT	FONCAIXA PYMES 5, FTA	FONCAIXA PYMES 4, FTA	Foncaixa Autonomos 1, FTA
Asset Assumptions					
Gross Default / Net Loss Definition in this Deal	12 months	12 months	12 months	12 months	12 months
Type of Default / Loss Distribution	Inverse Normal	Inverse Normal	Inverse Normal	Inverse Normal	Monte Carlo
Mean Gross Default Rate - Initial Pool	7.4%	13%	7.06%	12.4%	16.88%
Stdev.	4.1%	5.6%	4.6%	8.9%	6.37%
CoV	54.7%	42.8%	65%	71.7%	37.71%
Stochastic Recoveries Modelled	Yes	Yes	Yes	Yes	Yes
Mean Recovery Rate	35.00%	50.00%	35.00%	50.00%	60.00%
Stdev. Recovery Rate (if any)	20.00%	20.00%	20.00%	20.00%	20.00%
Correlation Severity / Default	10.00%	10.00%	10.00%	10.00%	10.00%
Correlation Severity	10.00%	10.00%	10.00%	10.00%	10.00%
Prepayment Rate(s)	5.00%	5.00%	5.00%	5.00%	5.00%
Capital Structure (as % Total Pool) **					
Size of: Aaa-rated class					85.00%
Aa-rated class		82.00%			
A-rated class	85.00%		85.00%	80.00%	
Baa-rated class					15.00%
Ba-rated class					
B-rated class	15.00%	18.00%	15.00%	20.00%	
Caa and below rated class					
NR					
Equity					
Reserve Fund	4.00%	4.00%	7.00%	10.00%	14.30%
Senior tranche CE	19.00%	22.00%	22.00%	30.00%	29.30%

* These transactions were originated by La Caixa. Please see press release "Moody's takes rating actions on La Caixa and Caixabank (former Criteria) following transfer of banking activities" dated 1 July 2011.

** At closing

Parameter Sensitivities

Parameter sensitivities provide a quantitative, model-indicated calculation of the number of notches that a Moody's-rated structured finance security may vary if certain input parameters used in the initial rating process differed. The analysis assumes that the deal has not aged. It is not intended to measure how the rating of the security might migrate over time, but rather, how the initial rating of the security might differ as certain key parameters vary.

As we also take qualitative factors into consideration in the ratings process, the actual ratings that we assign in each case could differ from the ratings that the parameter sensitivity analysis implies. This adjusted analysis will show how the notes' initial ratings will differ if the Local Country Ceiling ("LCC") and counterparty ratings change and other rating factors remain the same.

For more information on Parameter sensitivity methodology on EMEA SME ABS transactions, please refer to 'V Scores and Parameter Sensitivities in the EMEA Small-to-Medium Enterprise ABS Sector', published in June 2009 and "Updated Sensitivity Analysis Clarifies How Sovereign Risk Affects Structured Finance Ratings", May 2014.

Parameter sensitivities for this transaction were calculated in the following manner: we assumed nine scenarios derived from the combination of mean default rate: 7.4% (base case), 8.4% (base +1%) and 9.4% (base +2%) and recovery rate: 35% (base case), 30% (base -5%) and 25% (base -10%). The 7.4% default and 35% recovery rate scenario represents the base case assumptions used in the initial rating process.

The exhibits below show the parameter sensitivities for this transaction with respect to all Moody's-rated tranches*.

	Portfolio WA P Assumptic	Recovery Rate		
		35%	30%	25%
Serie A	7.4%	A1(sf)*	A2(sf) (-1)	A2(sf) (-1)
	8.4%	A2(sf) (-1)	A3(sf) (-2)	A3(sf) (-2)
	9.4%	A3(sf) (-2)	A3(sf) (-2)	Baa1(sf) (-3)
Serie B	7.4%	Caa1(sf)*	Caa1(sf) (0)	Caa1(sf) (0)
	8.4%	Caa1(sf) (0)	Caa2(sf) (-1)	Caa2(sf) (-1)
	9.4%	Caa2(sf) (-1)	Caa2(sf) (-1)	Caa2(sf) (-1)

Worst-case Scenarios: When the rating was assigned, the model output indicated that the Serie A notes would have achieved a Baa1 model output if the cumulative mean DP was as high as 9.4% and even assuming a recovery rate as low as 25%.

LCC and Counterparty Sensitivity: Tables exhibits below show the sensitivities for this transaction if the LCC and account bank rating would have been different.

	LCC	Caixabank's rating		
		Aa2 (+6)	A2 (+3)	Baa2
Serie A	Aa2	Aa3(sf) (+1)	Aa3(sf) (+1)	A1(sf)*
	Aa1	Aa3(sf) (+1)	Aa3(sf) (+1)	A1(sf) (0)
	Aaa	Aa3(sf) (+1)	Aa3(sf) (+1)	A1(sf) (0)
Serie B	Aa2	Caa1(sf) (0)	Caa1(sf) (0)	Caa1(sf)*
	Aa1	Caa1(sf) (0)	Caa1(sf) (0)	Caa1(sf) (0)
	Aaa	Caa1(sf) (0)	Caa1(sf) (0)	Caa1(sf) (0)

Results under base case assumptions indicated by asterisk ' * '.

Change in model-indicated output (# of notches) is noted in parentheses.

Monitoring

We will monitor the transaction on an ongoing basis to ensure that it continues to perform in the manner expected, including checking all supporting ratings and reviewing periodic servicing reports. Any subsequent changes in the rating will be publicly announced and disseminated through our client service desk.

Originator Linkage: Caixabank will act as servicer, issuer account bank and paying agent.

Significant Influences: The following factors may have a significant impact on this transaction's ratings: (1) worse-than-expected performance of the underlying collateral; (2) an increase in counterparty risk, such as a downgrade of the rating of Caixabank.

Counterparty Rating Triggers	Condition	Remedies
Issuer Account Bank	Loss of Baa3	Replace/Eligible guarantor

Monitoring Report: We have reviewed the standard monitoring report (publicly available at the company website for previous similar deals) and would like to receive the following important data in addition to the information reflected on the report:

- » All the transaction's triggers details
- » The amount of gross excess spread before write offs
- » Prepaid principal amount.
- » The amount of loans restructured or refinanced.
- » Quarterly loan-by-loan pool evolution reports (including recovery data)

Moody's Related Research

For a more detailed explanation of Moody's approach to this type of transaction as well as similar transactions please refer to the following reports:

Rating Methodology:

- » [Moody's Global Approach to Rating SME Balance Sheet Securitizations, October 2015 \(SF418754\)](#)

Cross Sector Rating Methodology:

- » [The Temporary Use of Cash in Structured Finance Transactions: Eligible Investment and Bank Guidelines, December 2015 \(SF421520\)](#)

Special Reports:

- » [Spanish SME Performance Indices, September 2015 \(SF421409\)](#)
- » [Structural Features in the Spanish RMBS Market – Artificial Write-Off Mechanisms: Trapping the Spread, January 2004 \(SF29881\)](#)

Credit Opinion:

- » [Caixabank](#)

To access any of these reports, click on the entry above. Note that these references are current as of the date of publication of this report and that more recent reports may be available. All research may not be available to all clients.

Appendix 1: Originator's Underwriting and Collection Practices

Originator Ability:	<p>Caixabank is Spain's third-largest banking group and second-largest player in the domestic market closely following BBVA. Although it has a nationwide franchise, the group is particularly strong in Catalonia and Navarra, where it holds leading market shares. Catalonia is one of Spain's wealthiest regions and has a diversified economy. Nationwide, Caixabank enjoys a close to 15% share of deposits and 16% of loans as of end-December 2014 and holds the largest branch (approximately 17% market share) and ATM network (about 19% market share).</p> <p>Caixabank has 13.8 million customers (excluding the public sector, as of September 2015) that are serviced by a segmented business model. Its competitive position has been reinforced by acquisitions (Banca Cívica in 2012, Banco de Valencia in 2013 and Barclays España in 2014). Caixabank holds leading market shares in key retail products.</p>
Sales and Marketing Practices:	<p>Caixabank provides services to its customers through a multi-channel distribution:</p> <ul style="list-style-type: none"> » Branch network in Spain: 5,253 branches (as of September 2015). » Employees: 32,372 (as of September 2015). » 85 specialised branches for companies with more than €10 million turnover, and 2 purely for large corporates (turnover above €200 million), as of September 2015. » 35 specialised branches for private banking (as of December 2014). » 4 international branches and 17 representative offices (as of September 2015).
Underwriting Policies and Procedures:	<ul style="list-style-type: none"> » Caixabank's analytical approach is primarily based on the borrower's repayment capacity rather than the nature of the securities pledged. » Internal rating and credit scoring: The several internal rating and credit scoring systems in place play a key role in Caixabank's underwriting process. The entity has several different models, among these: three for SMEs depending on the obligor's size, one for real estate developers and one for large corporates. The scoring system for self-employed individuals is a very efficient tool, with scores updated monthly. The same efficiency is detected in the internal rating system for corporates, where the internal ratings are updated annually (when the financial statements are published) but also operational alerts are periodically shown. For SMEs, ratings are updated on a monthly basis. Both systems have already been certified by the Bank of Spain (so the size of regulatory capital needed is estimated with them). » Approval mechanisms to cover specific segments, distinguishing between retail banking, property development and corporate banking. » System of authorisation limits based on expected loss. » Electronic file as a procedure for managing applications. » Individual customer segment: risk-adjusted price control systems for mortgage applications through differentiated authorisation limits. » Business segment: Risk metrics in the approval process: <ul style="list-style-type: none"> – Ratings: essential element in the analysis. Controls are set up to ensure that the ratings are used in analysing the risk of each loan. If the rating has not been updated the system rejects the operation. – System of risk adjusted prices. This complements the assessment of risk adjusted return at customer level, calculated monthly as benchmark spread (risk cost) versus margin on risk (customer level margin). » Employees have authority to grant small loans to borrowers with high exposure, therefore streamlining processes. » 56% of approved loans granted at branch level, 20% granted at the Risk Underwriting Centre (CAR), 14% granted by the area managers, 7% by the business division managers and 3% by the head office and the Board of Directors (as of September 2015).
Collateral Valuation Policies and Procedures:	<ul style="list-style-type: none"> » Caixabank has set up a validation and benchmarking process to ensure the adequate valuation of the collateral assets. » Based on independent valuations from appraisal firms registered with Bank of Spain. Different levels and committees to authorise the operations.
Closing Policies and Procedures:	<ul style="list-style-type: none"> » In line with the market standards.
Credit Risk Management:	<ul style="list-style-type: none"> » The Board of Directors determines the group's risk policies and delegates the creation of risk management committees. » Global Risk Committee: In charge of a comprehensive management of the Group's risks, among them credit risk. It establishes a series of triggers whose breach prompts, depending on the type of risk, different alerts, communications, and courses of action at different levels of the organisation. » Credit Committee: Analyses and, if appropriate, approves operations within its level of responsibility, referring those outside the bounds of its authority to the Board of Directors. In addition, there are specialised committees including: a committee for deciding on loan refinancing, a committee on property valuations and a committee on risk monitoring. » Risk measurement models: Tools and techniques based on specific needs of each type of risk, including ratings, scorings, probability of default (PD), loss given default (LGD) and exposure at default (EAD). The models are integrated into management and monitoring. » Banking Business Management Model implemented throughout the organisation down to the branch level. » The branches have innovative tools on hand to assist them with global management of all the business they generate.

	»	The internal models for measuring credit risk have received approval from the Bank of Spain.
Originator Stability:		Baa2/P-2, stable outlook
Quality Controls and Audits:	»	Caixabank is regulated by the Bank of Spain and carries out annual external audits.
	»	Internal Audit Division: continuously monitors internal control systems and checks the accuracy of the risk measurement and control methods employed by the various divisions involved in risk monitoring.
Regulated by:	»	Bank of Spain
Management Strength and Staff Quality	»	Average tenure with company: Not made available.
	»	Average Turnover of underwriting staff: Not made available.
	»	Length of tenor for head of credit risk management: Not made available.
	»	Compensation structure i.e., incentive for receivables growth: Not made available.
Arrears Management:		
# of Receivables per Collector:	»	Not made available.
Staff Description:	»	Caixabank has a staff of around 340 supervising the recovery process, which is carried out at different levels of the organisation, starting at the branch level. The document preparation tasks (before the judicial process) are outsourced to GDS-CUSA, a company fully owned by Caixabank .
	»	Average tenure with company: Not made available.
	»	Turnover: Not made available.
	»	Compensation structure i.e., incentive for collections achieved: Not made available.
Early Stage Arrears Practices:	»	Caixabank checks daily the debtors' accounts in case of unpaid positions in order to collect any amount in such accounts.
	»	Early stage arrears includes communication with the borrower through different channels (telephone calls, letters).
Late Stage Arrears Practices:	»	Pre-litigation process (where legal file for litigation is prepared) can generally begin after 45 days in arrears. For loans backed by a mortgage pre-litigation starts at day 61. For unsecured loans legal proceedings starts at around day 110. In cases where legal procedures have weaker chances (overdrafts, credit cards) the "friendly" recovery phase is exhausted, and legal proceedings starts at around day 200.
	»	Caixabank works with a group of external lawyers for litigation matters.
	»	Caixabank can repossess properties in case of void auctions.
	»	Even after default (formal write-off) of the loan, branches remain responsible of further recovery actions, with the help of external specialised companies.
Average Time to Repossess:	»	Not made available.
Loan Modifications:	»	Not made available.

Report Number: SF263197

ADDITIONAL CONTACTS:

Frankfurt: +49.69.2222.7847
 Madrid: +34.91.414.3161
 Milan: +39.02.3600.6333
 Paris: +33.1.7070.2229
 New York: +1.212.553.1653

© 2016 Moody's Corporation, Moody's Investors Service, Inc., Moody's Analytics, Inc. and/or their licensors and affiliates (collectively, "MOODY'S"). All rights reserved.

CREDIT RATINGS ISSUED BY MOODY'S INVESTORS SERVICE, INC. AND ITS RATINGS AFFILIATES ("MIS") ARE MOODY'S CURRENT OPINIONS OF THE RELATIVE FUTURE CREDIT RISK OF ENTITIES, CREDIT COMMITMENTS, OR DEBT OR DEBT-LIKE SECURITIES, AND CREDIT RATINGS AND RESEARCH PUBLICATIONS PUBLISHED BY MOODY'S ("MOODY'S PUBLICATIONS") MAY INCLUDE MOODY'S CURRENT OPINIONS OF THE RELATIVE FUTURE CREDIT RISK OF ENTITIES, CREDIT COMMITMENTS, OR DEBT OR DEBT-LIKE SECURITIES. MOODY'S DEFINES CREDIT RISK AS THE RISK THAT AN ENTITY MAY NOT MEET ITS CONTRACTUAL, FINANCIAL OBLIGATIONS AS THEY COME DUE AND ANY ESTIMATED FINANCIAL LOSS IN THE EVENT OF DEFAULT. CREDIT RATINGS DO NOT ADDRESS ANY OTHER RISK, INCLUDING BUT NOT LIMITED TO: LIQUIDITY RISK, MARKET VALUE RISK, OR PRICE VOLATILITY. CREDIT RATINGS AND MOODY'S OPINIONS INCLUDED IN MOODY'S PUBLICATIONS ARE NOT STATEMENTS OF CURRENT OR HISTORICAL FACT. MOODY'S PUBLICATIONS MAY ALSO INCLUDE QUANTITATIVE MODEL-BASED ESTIMATES OF CREDIT RISK AND RELATED OPINIONS OR COMMENTARY PUBLISHED BY MOODY'S ANALYTICS, INC. CREDIT RATINGS AND MOODY'S PUBLICATIONS DO NOT CONSTITUTE OR PROVIDE INVESTMENT OR FINANCIAL ADVICE, AND CREDIT RATINGS AND MOODY'S PUBLICATIONS ARE NOT AND DO NOT PROVIDE RECOMMENDATIONS TO PURCHASE, SELL, OR HOLD PARTICULAR SECURITIES. NEITHER CREDIT RATINGS NOR MOODY'S PUBLICATIONS COMMENT ON THE SUITABILITY OF AN INVESTMENT FOR ANY PARTICULAR INVESTOR. MOODY'S ISSUES ITS CREDIT RATINGS AND PUBLISHES MOODY'S PUBLICATIONS WITH THE EXPECTATION AND UNDERSTANDING THAT EACH INVESTOR WILL, WITH DUE CARE, MAKE ITS OWN STUDY AND EVALUATION OF EACH SECURITY THAT IS UNDER CONSIDERATION FOR PURCHASE, HOLDING, OR SALE.

MOODY'S CREDIT RATINGS AND MOODY'S PUBLICATIONS ARE NOT INTENDED FOR USE BY RETAIL INVESTORS AND IT WOULD BE RECKLESS AND INAPPROPRIATE FOR RETAIL INVESTORS TO USE MOODY'S CREDIT RATINGS OR MOODY'S PUBLICATIONS WHEN MAKING AN INVESTMENT DECISION. IF IN DOUBT YOU SHOULD CONTACT YOUR FINANCIAL OR OTHER PROFESSIONAL ADVISER.

ALL INFORMATION CONTAINED HEREIN IS PROTECTED BY LAW, INCLUDING BUT NOT LIMITED TO, COPYRIGHT LAW, AND NONE OF SUCH INFORMATION MAY BE COPIED OR OTHERWISE REPRODUCED, REPACKAGED, FURTHER TRANSMITTED, TRANSFERRED, DISSEMINATED, REDISTRIBUTED OR RESOLD, OR STORED FOR SUBSEQUENT USE FOR ANY SUCH PURPOSE, IN WHOLE OR IN PART, IN ANY FORM OR MANNER OR BY ANY MEANS WHATSOEVER, BY ANY PERSON WITHOUT MOODY'S PRIOR WRITTEN CONSENT.

All information contained herein is obtained by MOODY'S from sources believed by it to be accurate and reliable. Because of the possibility of human or mechanical error as well as other factors, however, all information contained herein is provided "AS IS" without warranty of any kind. MOODY'S adopts all necessary measures so that the information it uses in assigning a credit rating is of sufficient quality and from sources MOODY'S considers to be reliable including, when appropriate, independent third-party sources. However, MOODY'S is not an auditor and cannot in every instance independently verify or validate information received in the rating process or in preparing the Moody's Publications.

To the extent permitted by law, MOODY'S and its directors, officers, employees, agents, representatives, licensors and suppliers disclaim liability to any person or entity for any indirect, special, consequential, or incidental losses or damages whatsoever arising from or in connection with the information contained herein or the use of or inability to use any such information, even if MOODY'S or any of its directors, officers, employees, agents, representatives, licensors or suppliers is advised in advance of the possibility of such losses or damages, including but not limited to: (a) any loss of present or prospective profits or (b) any loss or damage arising where the relevant financial instrument is not the subject of a particular credit rating assigned by MOODY'S.

To the extent permitted by law, MOODY'S and its directors, officers, employees, agents, representatives, licensors and suppliers disclaim liability for any direct or compensatory losses or damages caused to any person or entity, including but not limited to by any negligence (but excluding fraud, willful misconduct or any other type of liability that, for the avoidance of doubt, by law cannot be excluded) on the part of, or any contingency within or beyond the control of, MOODY'S or any of its directors, officers, employees, agents, representatives, licensors or suppliers, arising from or in connection with the information contained herein or the use of or inability to use any such information.

NO WARRANTY, EXPRESS OR IMPLIED, AS TO THE ACCURACY, TIMELINESS, COMPLETENESS, MERCHANTABILITY OR FITNESS FOR ANY PARTICULAR PURPOSE OF ANY SUCH RATING OR OTHER OPINION OR INFORMATION IS GIVEN OR MADE BY MOODY'S IN ANY FORM OR MANNER WHATSOEVER.

Moody's Investors Service, Inc., a wholly-owned credit rating agency subsidiary of Moody's Corporation ("MCO"), hereby discloses that most issuers of debt securities (including corporate and municipal bonds, debentures, notes and commercial paper) and preferred stock rated by Moody's Investors Service, Inc. have, prior to assignment of any rating, agreed to pay to Moody's Investors Service, Inc. for appraisal and rating services rendered by it fees ranging from \$1,500 to approximately \$2,500,000. MCO and MIS also maintain policies and procedures to address the independence of MIS's ratings and rating processes. Information regarding certain affiliations that may exist between directors of MCO and rated entities, and between entities who hold ratings from MIS and have also publicly reported to the SEC an ownership interest in MCO of more than 5%, is posted annually at www.moody.com under the heading "Investor Relations — Corporate Governance — Director and Shareholder Affiliation Policy."

Additional terms for Australia only: Any publication into Australia of this document is pursuant to the Australian Financial Services License of MOODY'S affiliate, Moody's Investors Service Pty Limited ABN 61 003 399 657 AFSL 336969 and/or Moody's Analytics Australia Pty Ltd ABN 94 105 136 972 AFSL 383569 (as applicable). This document is intended to be provided only to "wholesale clients" within the meaning of section 761G of the Corporations Act 2001. By continuing to access this document from within Australia, you represent to MOODY'S that you are, or are accessing the document as a representative of, a "wholesale client" and that neither you nor the entity you represent will directly or indirectly disseminate this document or its contents to "retail clients" within the meaning of section 761G of the Corporations Act 2001. MOODY'S credit rating is an opinion as to the creditworthiness of a debt obligation of the issuer, not on the equity securities of the issuer or any form of security that is available to retail investors. It would be reckless and inappropriate for retail investors to use MOODY'S credit ratings or publications when making an investment decision. If in doubt you should contact your financial or other professional adviser.

Additional terms for Japan only: Moody's Japan K.K. ("MJKK") is a wholly-owned credit rating agency subsidiary of Moody's Group Japan G.K., which is wholly-owned by Moody's Overseas Holdings Inc., a wholly-owned subsidiary of MCO. Moody's SF Japan K.K. ("MSFJ") is a wholly-owned credit rating agency subsidiary of MJKK. MSFJ is not a Nationally Recognized Statistical Rating Organization ("NRSRO"). Therefore, credit ratings assigned by MSFJ are Non-NRSRO Credit Ratings. Non-NRSRO Credit Ratings are assigned by an entity that is not a NRSRO and, consequently, the rated obligation will not qualify for certain types of treatment under U.S. laws. MJKK and MSFJ are credit rating agencies registered with the Japan Financial Services Agency and their registration numbers are FSA Commissioner (Ratings) No. 2 and 3 respectively.

MJKK or MSFJ (as applicable) hereby disclose that most issuers of debt securities (including corporate and municipal bonds, debentures, notes and commercial paper) and preferred stock rated by MJKK or MSFJ (as applicable) have, prior to assignment of any rating, agreed to pay to MJKK or MSFJ (as applicable) for appraisal and rating services rendered by it fees ranging from JPY200,000 to approximately JPY350,000,000.

MJKK and MSFJ also maintain policies and procedures to address Japanese regulatory requirements.